

1. PURPOSE

The purpose of the Trial (Operations) Policy (policy) is to regulate the operations trials at racecourse tracks, with regard to the procedure to be followed for the various types of trials, focusing on safety for the registered person, the employee and the greyhound. Details of trial locations, times and bookings can be found in the publication, *Kennel Capers*.

2. SCOPE

This policy applies to all registered persons and employees conducting trials at tracks in South Australia.

3. DEFINITIONS

At speed (for a lure) means the driving of a lure from a maximum speed that complies with GAR 109 (Lure – distance from leading greyhound) to a minimum speed that is *above* walking pace.

Attendant has the same meaning given to this term in R9 (Definitions) of the GAR and in South Australia.

Authorised person has the same meaning given to this term in R9 of the GAR and in South Australia.

Catcher is a registered person licenced with a Controlling Body to catch registered greyhounds at tracks.

Club has the same meaning given to this term in R9 of the GAR and in South Australia.

Controlling Body includes Greyhound Racing SA Limited (GRSA).

Event has the same meaning given to this term in R9 of the GAR and in South Australia.

GAR means the Greyhounds Australasia Rules.

Grabbing means the process of allowing a greyhound to bite at or nip the lure (that is not at speed) during a trial. The greyhounds may be on or off lead.

Greyhound racing has the same meaning given to this term in R9 of the GAR and in South Australia.

GRSA employee means, for this policy an employee under a work contract with GRSA and who is an authorised person, lure driver, officer of the controlling body or official who conducts trials.

Hand slipping means the process of releasing a greyhound from the control of a handler (or slipper) who is responsible for holding the greyhound securely in place before the trial begins and then quickly release the greyhound so it can begin running in pursuit of the lure.

Handler has the same meaning given to this term in R9 of the GAR and in South Australia.

Licensed person has the same meaning given to this term in R9 of the GAR and in South Australia.

Lure has the same meaning given to this term in R9 of the GAR and in South Australia.

Lure driver means a person authorised to drive a lure (pursuant to GAR 107 (Lure driver)).

Lure Exclusion Zone is the area running parallel to the lure rail, and extending, perpendicular into the track for 1.5m to 3.0m, as defined under this policy.

Officer of the Controlling Body has the same meaning given to this term in R9 of the GAR and in South Australia.

Official has the same meaning given to this term in R9 of the GAR and in South Australia.

Owner has the same meaning given to this term in R9 of the GAR and in South Australia.

Person has the same meaning given to this term in R9 of the GAR and in South Australia.

Qualifying trial has the same meaning given to this term in R9 of the GAR and in South Australia.

Race has the same meaning given to this term in R9 of the GAR and in South Australia.

Registered person has the same meaning given to this term in R9 of the GAR and in South Australia.

Safety Zone is the area running parallel to the lure rail, and extending, perpendicular into the track from the edge of the Lure Exclusion Zone to the outside fence of the track.

Satisfactory trial has the same meaning given to this term in R9 of the GAR and in South Australia.

Single starting box means a movable, single mechanical greyhound starting box.

Slipping zone is the area on the track designated by the Steward or other GRSA employee, between the release of the greyhound, during hand slipping or single starting box starts, and the catching of that greyhound. (Where the slipping zone is longer than 20m, a catcher must be used (who is not a GRSA employee on duty).

Starting box means a fixed, mechanical greyhound starting box and includes boxes to start multiple greyhounds during a race.

Steward has the same meaning given to this term in R9 of the GAR and in South Australia.

Toolbox safety talk means, for this policy, a semi-formal, on-site briefing to highlight awareness of safety and expectations that GRSA has relating to trial operations and includes reference to this trial policy.

Track has the same meaning given to this term in R9 of the GAR and in South Australia.

Train has the same meaning given to this term in R9 of the GAR and in South Australia.

Trainer has the same meaning given to this term in R9 of the GAR and in South Australia.

Trial means the training pursuit by one greyhound of a lure at a racecourse in South Australia but does not include a satisfactory trial or a qualifying trial.

Walking pace, for this policy, means a very slow speed, such that a person, at that pace maintains a slow and consistent stride that does not elevate cardiovascular effort above a moderate range; and in any event, is no more than 6 ½ km/h.

Zone means the *Lure Exclusion Zone* or *Safety Zone*.

4. LAW AND POLICY

4.1. Law

Fair Work Act 2009 (Cth)
Fair Work Regulations 2009 (Cth)
Work Health and Safety Act 2011 (Cth)
Work Health and Safety Regulations 2011 (Cth)
Work Health and Safety Act 2012 (SA)
Work Health and Safety Regulations 2012 (SA)

4.2. Policy

Stewards' Notice Trackside Activities
Catching Pen Policy 1.1 2022
GRSA SWMS-014a Trackside Race Activities
SOP-59a Use of Starting Box
SOP-60a Use of Race Lure
SOP-61 Catching Pen Procedure Confirmation
SOP-61a Use of Main Catching Pen Gate
SOP-62a Use of Return Gate
SOP-63a Use of Decoy Lure

5. APPLICATION OF THIS POLICY

This policy applies to trials and includes trials conducted under race conditions; hand-slipping; and, grabbing. *Satisfactory and qualifying trials are conducted as races under event conditions and are not subject to this policy.*

6. SAFETY

6.1. Registered persons

Only registered persons who are licenced as attendants, handlers, owners, trainers (or a combination) can conduct trials. *Further, those registered persons must, before each day of trials receive a toolbox safety talk.*

6.2. GRSA employees

Only GRSA employees who are trained to conduct trials can conduct trials.

6.3. Mandatory equipment

All persons intending on entering the safety zone or lure exclusion zone must wear **distinct, visible clothing** (for example, GRSA bibs/vests).

All GRSA employees that are directly supervising registered persons, or driving the lure, must carry **two-way radios**.

At least one GRSA employee that is conducting the trial must carry a **mobile handset**.

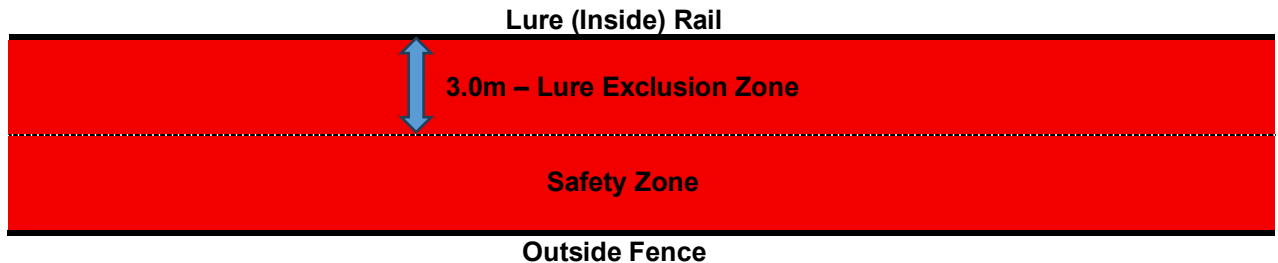
Effective *communication* between stewards, track supervisors, lure drivers, and registered persons is crucial for the safe and efficient execution of greyhound training trials. All persons, where appropriate, must use clear and concise radio communications or hand signals.

7. PROCEDURE

7.1. Trials from fixed starting box – catching pen finish

The Lure Exclusion Zone is 3.0m

Trials from a fixed starting box are conducted under race conditions. No person is to walk onto the track (including the Lure Exclusion Zone or Safety Zone) *under any circumstances*, unless that person is a GRSA employee who is trained in the operation of the catching pen gate or decoy lure operation (where used).



Under no circumstances is any person to use the catching pen gate, lure chute, as a thoroughfare.

Only authorised GRSA employees are to use catching pen gates (where fitted) and only by the designated points of contact *and* outside the Lure Exclusion Zone, for example:



Persons can proceed onto the track to regain control of their greyhound (from designated access gates / points) only after the lure has passed and the all-clear has been given by GRSA employees.

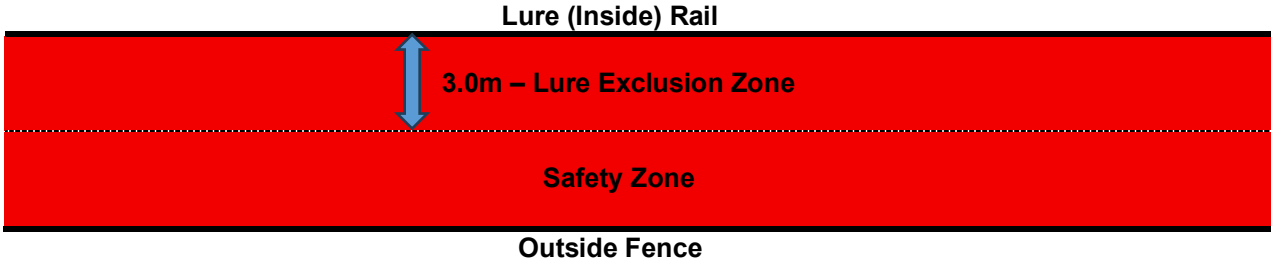
Registered persons may only proceed to the catching pen via designated access gates.

Persons can proceed onto the track to regain control of their greyhound only after the lure has passed and the all-clear has been given by GRSA employee.

7.2. Trials from fixed starting box – finish on lure

The Lure Exclusion Zone is 3.0m

Trials from a fixed starting box are conducted under race conditions. No person is to walk onto the track (including the Lure Exclusion Zone or Safety Zone) *under any circumstances*, unless that person is a GRSA employee who is trained in the operation of the lure operation.



Under no circumstances is any person to use the catching pen gate, lure chute, as a thoroughfare.

Persons can proceed onto the track to regain control of their greyhound only after the lure has slowed to a stop (walking pace) and the all-clear has been given by GRSA employee.

7.3. Trials from single starting box – catching pen finish

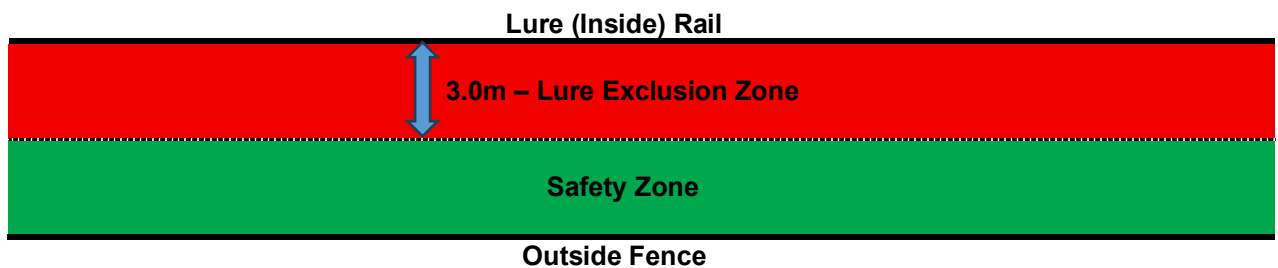
The Lure Exclusion Zone is 3.0m

The single starting box located on the track is to be only used within the Safety Zone and at a position as agreed with the GRSA employee on the track (the release position). This must be done while the lure is stopped.

The location of the single starting box will designate the start of the slipping zone, between the single starting box and the catching pen. The position of the single starting box should be, where possible, located at a position as close as possible to an exit point from the track.

A designated slipping zone longer than 20m requires the use of a catcher.

No person is to enter the Lure Exclusion Zone at this time. (Persons may enter the safety zone during starting box positioning).



Once the greyhound is boxed, the registered person is to stand on the outside of the single starting box and always within the Safety Zone.

A GRSA employee must be with, or in close proximity of, the registered person at all times when they are within the Safety Zone.

Once the all-clear is given to the lure driver, by the GRSA employee, the lure is to proceed past the single starting box, at speed, at which time the GRSA employee opens the single starting box. Once the greyhound commences pursuit, all registered persons are to:

- *where the slipping zone is over 20m:* leave the track by the closet exit point and away from the Lure Exclusion Zone. Registered persons who are catchers may only proceed to the catching pen via the designated access gates / points, to catch the greyhound; or,
- *where the slipping zone is under 20m:* proceed to and move along as close as possible to the outside fence, within the Safety Zone to the catching pen to the catch the greyhound.

Under no circumstances is any person to use the catching pen gate, lure chute, as a thoroughfare.

Persons can proceed onto the track to regain control of their greyhound only after the lure has passed and the all-clear has been given by GRSA employee.

7.4. Trials from single starting box – finish on lure

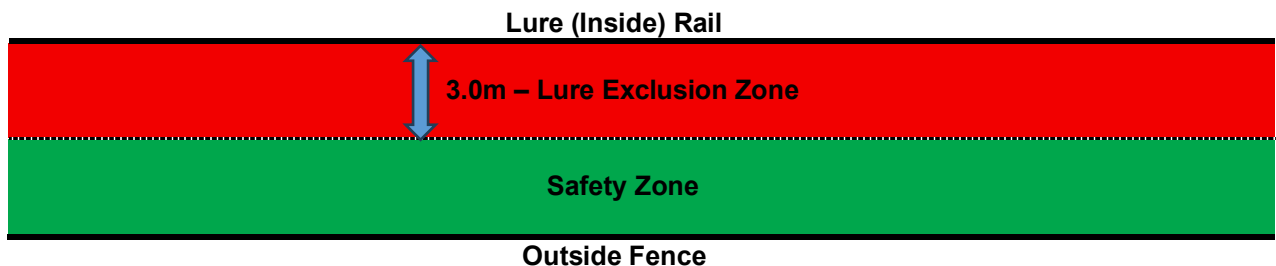
The Lure Exclusion Zone is 3.0m

The single starting box located on the track is to be only used within the Safety Zone and at a position as agreed with the GRSA employee on the track (the release position). This must be done while the lure is stopped.

The location of the single starting box will designate the start of the slipping zone, between the single starting box and the point identified for the catching of that greyhound. The position of the single starting box should be, where possible, located at a position as close as possible to an exit point from the track.

A designated slipping zone longer than 20m requires the use of a catcher.

No person is to enter the Lure Exclusion Zone at this time. (Persons may enter the safety zone during starting box positioning).



Once the greyhound is boxed, the registered person is to stand on the outside of the single starting box away from the Lure Exclusion Zone.

A GRSA employee must be with, or in close proximity of, the registered person at all times when they are within the Safety Zone.

Once the all-clear is given to the lure driver, by the GRSA employee, the lure is to proceed past the single starting box, at speed, at which time the GRSA employee opens the single starting box. Once the greyhound commences pursuit, all registered persons are to:

- *where the slipping zone is over 20m:* leave the track by the closet exit point and away from the Lure Exclusion Zone. Registered persons who are catchers must remain within the Safety Zone and as close as possible to the Outside Fence, at the catching point of the slipping zone; or,
- *where the slipping zone is under 20m:* proceed to and move along as close as possible to the outside fence, within the Safety Zone, to the catching point of the slipping zone.

Under no circumstances is any person to use the catching pen gate, lure chute, as a thoroughfare.

Persons can proceed onto the track to regain control of their greyhound only after the lure has slowed to a stop (walking pace) and the all-clear has been given by GRSA employee.

7.5. Hand slipping – finish on lure

The Lure Exclusion Zone is 3.0m

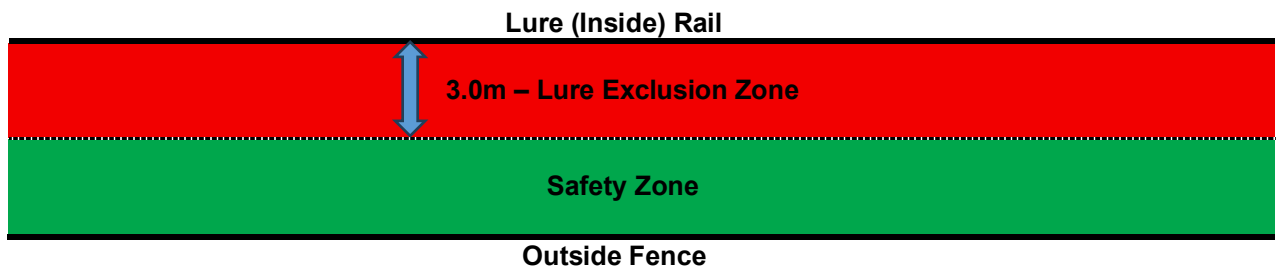
The registered person in control of the greyhound is to position themselves at a location as agreed with the GRSA employee on the track (the release position). This must be done while the lure is stopped.

The release position is to be only within the Safety Zone.

The location of the release position will designate the start of the slipping zone, between the release position and the point identified for the catching of that greyhound. The location of the release position should be, where possible, located at a position as close as possible to an exit point from the track.

A designated slipping zone longer than 20m requires the use of a catcher.

No person is to enter the Lure Exclusion Zone at this time.



A GRSA employee must be with, or in close proximity of, the registered person at all times when they are within the Safety Zone.

Once the all-clear is given to the lure driver, by the GRSA employee, the lure is to proceed past the release position, at speed, at which time the registered person may release the greyhound. Once the greyhound commences pursuit, all registered persons are to:

- *where the slipping zone is over 20m*: leave the track by the closet exit point and away from the Lure Exclusion Zone. Registered persons who are catchers must remain within the Safety Zone and as close as possible to the Outside Fence, at the catching point of the slipping zone; or,
- *where the slipping zone is under 20m*: proceed to and move along as close as possible to the outside fence, within the Safety Zone, to the catching point of the slipping zone.

Under no circumstances is any person to use the catching pen gate, lure chute, as a thoroughfare.

Persons can proceed onto the track to regain control of their greyhound only after the lure has slowed to a stop (walking pace) and the all-clear has been given by GRSA employee.

7.6. Hand slipping – catching pen finish

The Lure Exclusion Zone is 3.0m

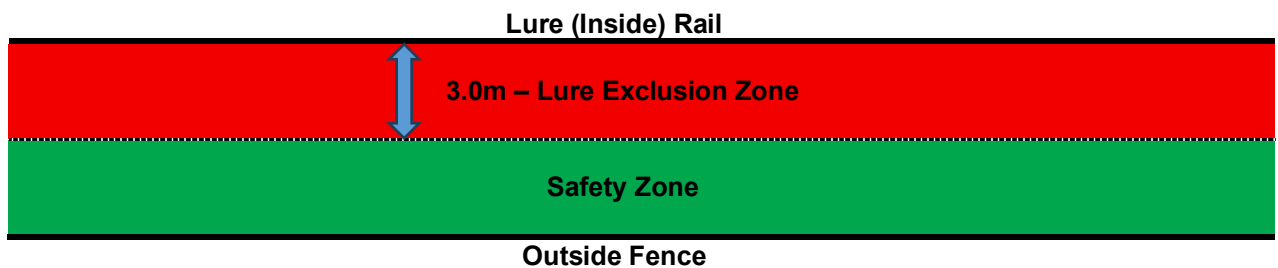
The registered person in control of the greyhound is to position themselves at a location as agreed with the GRSA employee on the track (the release position). This must be done while the lure is stopped.

The release position is to be only within the Safety Zone.

The location of the release position will designate the start of the slipping zone, between the release position and the point identified for the catching of that greyhound. The location of the release position should be, where possible, located at a position as close as possible to an exit point from the track.

A designated slipping zone longer than 20m requires the use of a catcher.

No person is to enter the Lure Exclusion Zone at this time.



A GRSA employee must be with, or in close proximity of, the registered person at all times when they are within the Safety Zone.

Once the all-clear is given to the lure driver, by the GRSA employee, the lure is to proceed past the release position, at speed, at which time the registered person may release the greyhound. Once the greyhound commences pursuit, all registered persons are to:

- *where the slipping zone is over 20m:* leave the track by the closet exit point and away from the Lure Exclusion Zone. Registered persons who are catchers may only proceed to the catching pen via the designated access gates / points, to catch the greyhound; or,
- *where the slipping zone is under 20m:* proceed to and move along as close as possible to the outside fence, within the Safety Zone to the catching pen to catch the greyhound.

Under no circumstances is any person to use the catching pen gate, lure chute, as a thoroughfare.

Persons can proceed onto the track to regain control of their greyhound only after the lure has stopped and the all-clear has been given by GRSA employee.

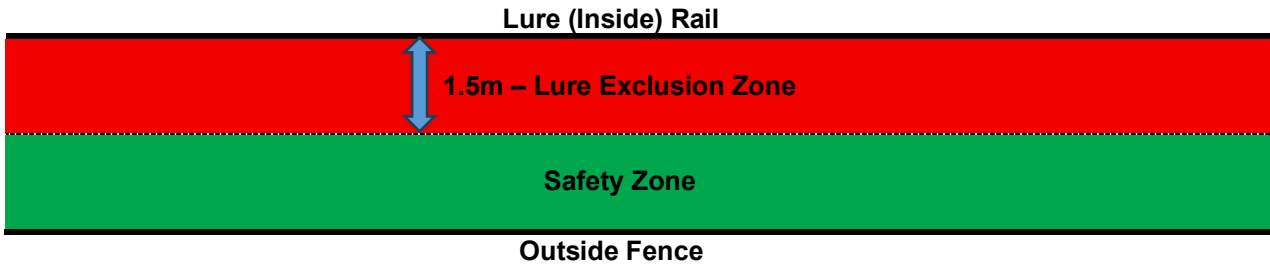
7.7. Grabbing

The Lure Exclusion Zone is 1.5m

The registered person in control of the greyhound is to position themselves at a location as agreed with the GRSA employee on the track (the release position). This must be done while the lure is stopped.

The lure must never be driven over walking speed at any time during a grabbing trial.

The grabbing position is to be only within the Safety Zone.



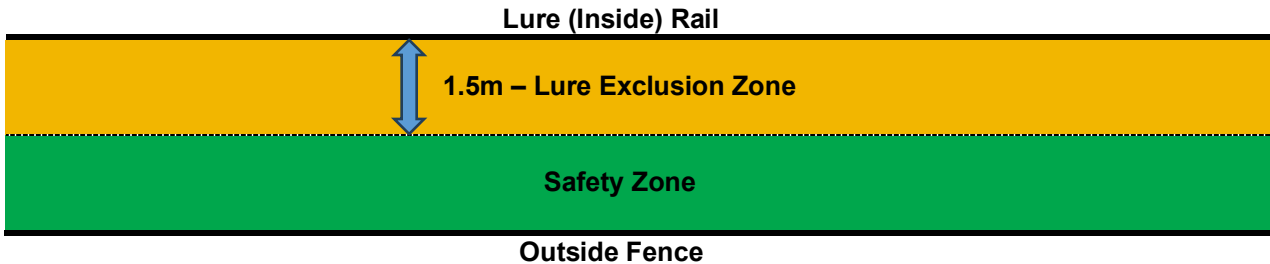
No person is to enter the Lure Exclusion Zone at any time while the lure is moving.

A GRSA employee must be with, or in close proximity of, the registered person at all times when they are within the Safety Zone.

Once the all-clear is given to the lure driver, by the GRSA employee, the lure is to proceed to the grabbing position, **at a speed no greater than walking pace**, at which time the registered person may release the greyhound/s.

Where fitted to the lure controller, the walking pace speed must be mechanically or electrically set.

Persons may regain control of their greyhound/s only after the lure has slowed to a stop (walking pace) and the all-clear has been given by GRSA employees (to enter the Lure Exclusion Zone).



8. EMERGENCY STOP

If at stage during a trial, and while the lure is moving, a GRSA employee observes a breach of this policy, or any other circumstances that might cause injury to any person or greyhound/s, that employee must call on the two-way radio –

STOP LURE! STOP LURE! STOP LURE!

Further and possible, any person may compliment the call by waving their arms in the air, in the direction of the lure driver.

Upon this call, or hand signal, the lure drive must immediately bring the lure to a stop and seek further guidance.

In the event of any mishap or perceived hazard during a trial, immediate action must be taken to ensure the safety of all persons and greyhounds.

The situation will be assessed by the GRSA employees and appropriate action will be taken to address the mishap or hazard.

FOR ANY INJURY EMERGENCY

CALL 000 FOR AMBULANCE

9. TRAINING

9.1. Training – GRSA employees

All GRSA employees involved in conducting greyhound training trials must be trained on this policy and demonstrate understanding and competence in its implementation.

9.2. Toolbox safety talks – registered persons

Pleaser refer to clause 11, Appendix A, for Toolbox Safety Talk.

At each trial, the Steward in charge (or delegate) will confirm that the person attending the trial has read and understood the toolbox safety talk. This can be done in two ways:

- (1) Confirm the person has read and understood the toolbox safety talk at the time of the trial booking; or,
- (2) provide to the person attending the trial a toolbox safety talk, that consists of delivering the Lure Safety Briefing: "Staying Safe Around the Lure". This can be delivered verbally or with the guide "Staying Safe Around the Lure", available on the Connecteam app:

Connecteam → Assets → Work Health & Safety → Instruction & Training → Lure Safety Briefing

Further, at each trial, the Steward in charge (or delegate) will record on the Connecteam app the details (name or registered number) of the person attending the trial session.

This must be done for each person and for each day of the trial session.

Connecteam → Assets → Work Health & Safety → Instruction & Training → Racetrack Trials Safety Brief Record

Where Connecteam cannot be use, refer to clause 11, Appendix B for a paper register or using the trial booking sheet (pre-printed).

10. REVIEW AND VERSION HISTORY

This policy will be reviewed annually or as needed to ensure its effectiveness and to incorporate any changes in operational practices or safety requirements.

Current version:	1.0	Old version:	N/a	Date made:	TBA	Effective date:	TBA
Scheme owner:		GMRC		Enquiries to:	Derek Kordick	Review due:	TBA

TOOLBOX SAFETY TALK

Staying Safe Around the Lure

Greyhound Racing SA

This *Toolbox Safety Talk* is about staying safe around the lure. Always stay vigilant and follow directions to prevent accidents and injuries.

Some important points:

1. Understand the Lure

The lure is a mechanical device that travels along the path of the inner racetrack rail, controlled by a lure driver. The lure can travel very fast and is relatively quiet. The lure can start, stop and change its speed at any time and without warning.

2. Before the Trial

Before any trial, you must listen to, or read, this safety briefing and note the warning signs on the racetrack. Only use designated gates or entry/exit points to move between areas. *Never use the lure chute on the catching pen gate as a thoroughfare.* Where chains are in place to stop movement, do not move them without direction. Do not stand directly in front of the starting boxes.

3. Use Personal Protective Equipment (PPE)

You must wear distinct, visible clothing (or vests) when you are intending to proceed onto the track while the lure is moving. You must wear closed footwear. GRSA bibs/vests are suitable.

4. Stay Clear of Moving Parts

Unless authorised under the Trial (Operations) Policy, you must never walk onto the racetrack (sand) surface unless under direction and supervision of a GRSA official.

You must never approach or stand within the path of travel of the lure, *which is within two (2) metres of the inner rail.*

5. Communication is Key

If you ever see something that you think is a hazard, while the lure is moving, yell out –

STOP LURE. STOP LURE. STOP LURE.

6. Be Aware of Surroundings

Stay alert to your surroundings. Avoid distractions like mobile phones or personal conversations that might divert your attention from the lure.

Remember, your safety and the safety of those around you are of utmost importance. By following these guidelines and respecting the rules and directions around the lure, we can create a safer and more productive environment for everyone.

Thank you for your attention, and let's all work together to stay safe!

