

# Analysis of Greyhound Racing Injuries

1 October – 31 December 2024

## Foreword

Greyhound Racing South Australia (GRSA) has commenced publishing data from 1 October 2024 about injuries sustained by greyhounds while racing in South Australia.

The reports are published:

- Quarterly, providing timely updates

GRSA adopted a nationally agreed convention for classifying injuries in 2022, which can be viewed here ([Classifications of Injuries](#))

Together, these reports contribute to a growing body of evidence which can assist the industry in making evidence-based decisions with the aim of reducing the incidence of severity of greyhound racing injuries.

Note: Category F excludes (non-serious) muscle injuries that are given less than 90 days to stand down.

## Key comments

- This quarter's injury total of 305 is 13.4% higher than July – September 2024's total of 269, where the recent increase in Categories B, C and D injuries has brought the rate of injury from 32.1 per 1000 starts to 37.2.
- The rate of Category E injuries (0.37 per 1000 starts) has dropped from the previous quarter's rate of 0.6 per 1000 starts.
- GRSA will explore potential reasons for the observed increase in injury over the period.

## Key data for this quarter

Injuries sustained at race meetings.

**Table 1: Races and Injuries this quarter**

<b>Reporting Period</b>	1st October - 31st December
<b>Race Meetings</b>	123
<b>Races</b>	1325
<b>Starts (times a GH has started a race)</b>	8202
<b>Individual GH raced</b>	1281
<b>Average starts per GH</b>	6.40
<b>Unique GHs injured</b>	273
<b>Percentage of unique GHs injured to unique GH raced</b>	21.3%

Injury Category	Incapacitation period (days)	Number of Injuries	% injured per injury category	Cumulative total of injury category	Injuries per 1,000 starts
<b>Category A</b>	None	0	0.0%	0.0%	-
<b>Category B</b>	3-10	146	47.9%	47.9%	17.80
<b>Category C</b>	11-27	78	25.6%	73.4%	9.51
<b>Category D</b>	28-90	78	25.6%	99.0%	9.51
<b>Category E</b>	Euthanised/Died	3	1.0%	100.0%	0.37
<b>Total</b>		305			37.19
<b>Category F</b>	*	44	14.4%		5.36
<b>Category G</b>	+	261	85.6%		31.82

\* Category F Includes all Category E incidents as well as those within Category D that are deemed to be of a particularly serious nature.

+ Category G Includes any injury in Categories A to C and those in Category D that do not fit the definition of a Serious injury (i.e. Category F)

### Category E (Euthanized/Died)

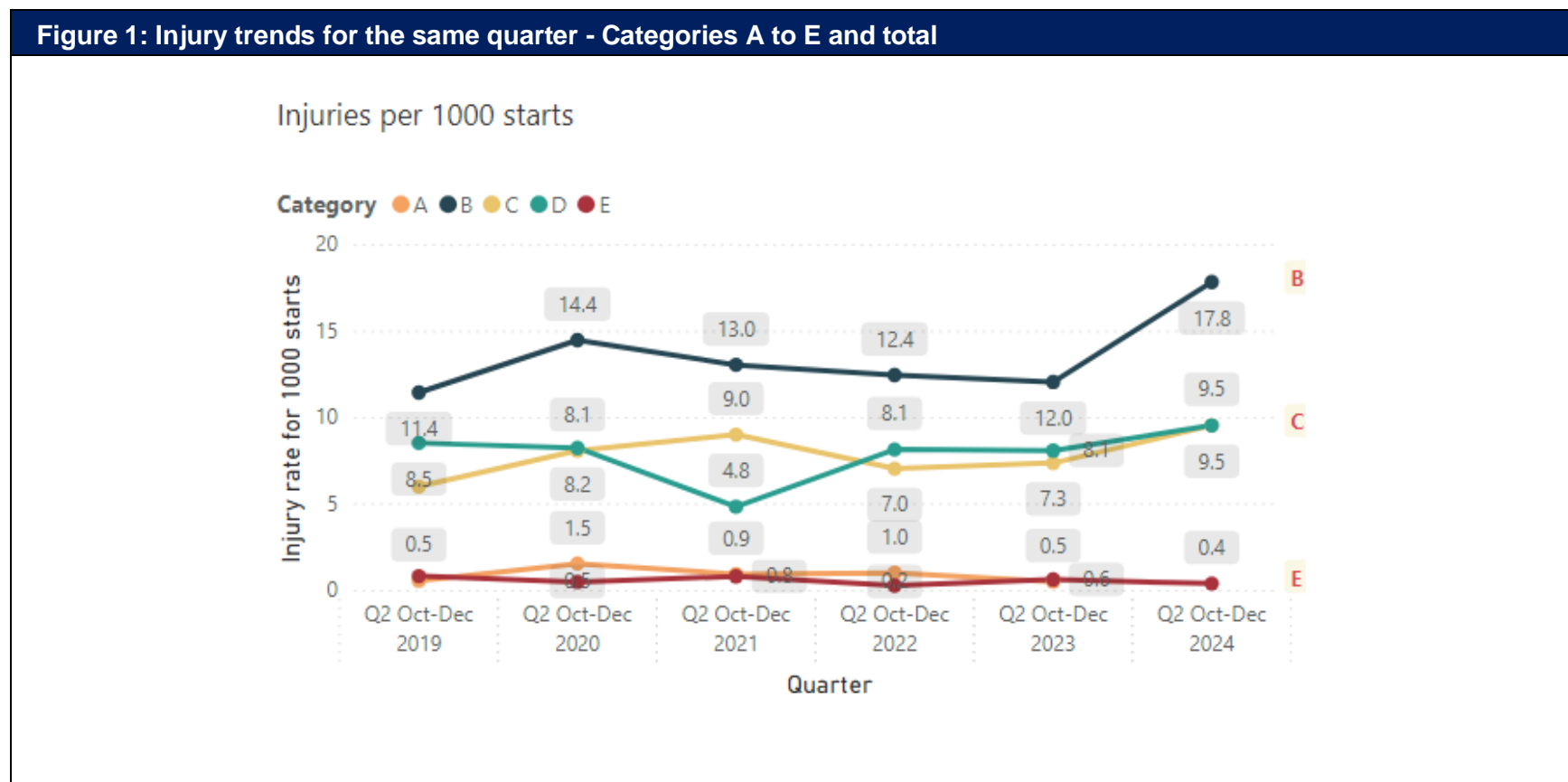
Instances of euthanasia by a private veterinarian or sudden death away from the racetrack, after sustaining injury at a race meeting, are counted as Category D injuries in the table above and included in Table 2 below.

<b>Table 2: Track related mortality not as part of race meeting</b>	
<b>Reporting Period</b>	<b>1 October – 31 December 2024</b>
Reported euthanized by private veterinarian after sustaining injury at race meeting	1
Reported euthanized or sudden death after sustaining injury in unofficial trial at racetrack	0
Reported euthanized or sudden death after sustaining injury in official trial at racetrack	0

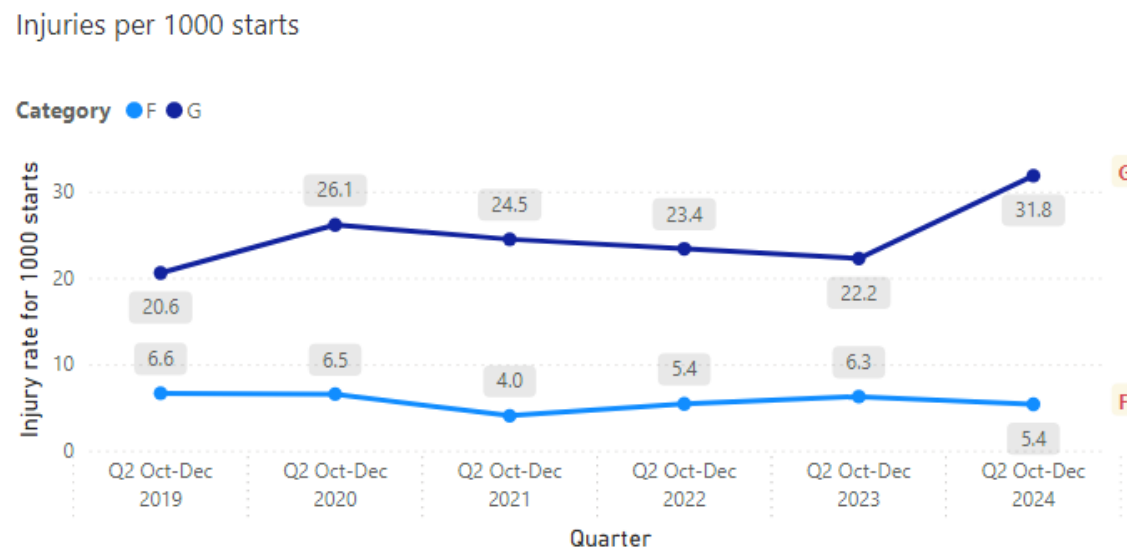
# Trends

## Controlled for seasonal variation.

Comparing this quarter's data with the same quarter in previous years reduces the influence of season and provides a more accurate picture of long-term trends in injury rates.



**Figure 2: Injury trends for same quarter – Categories F and G**

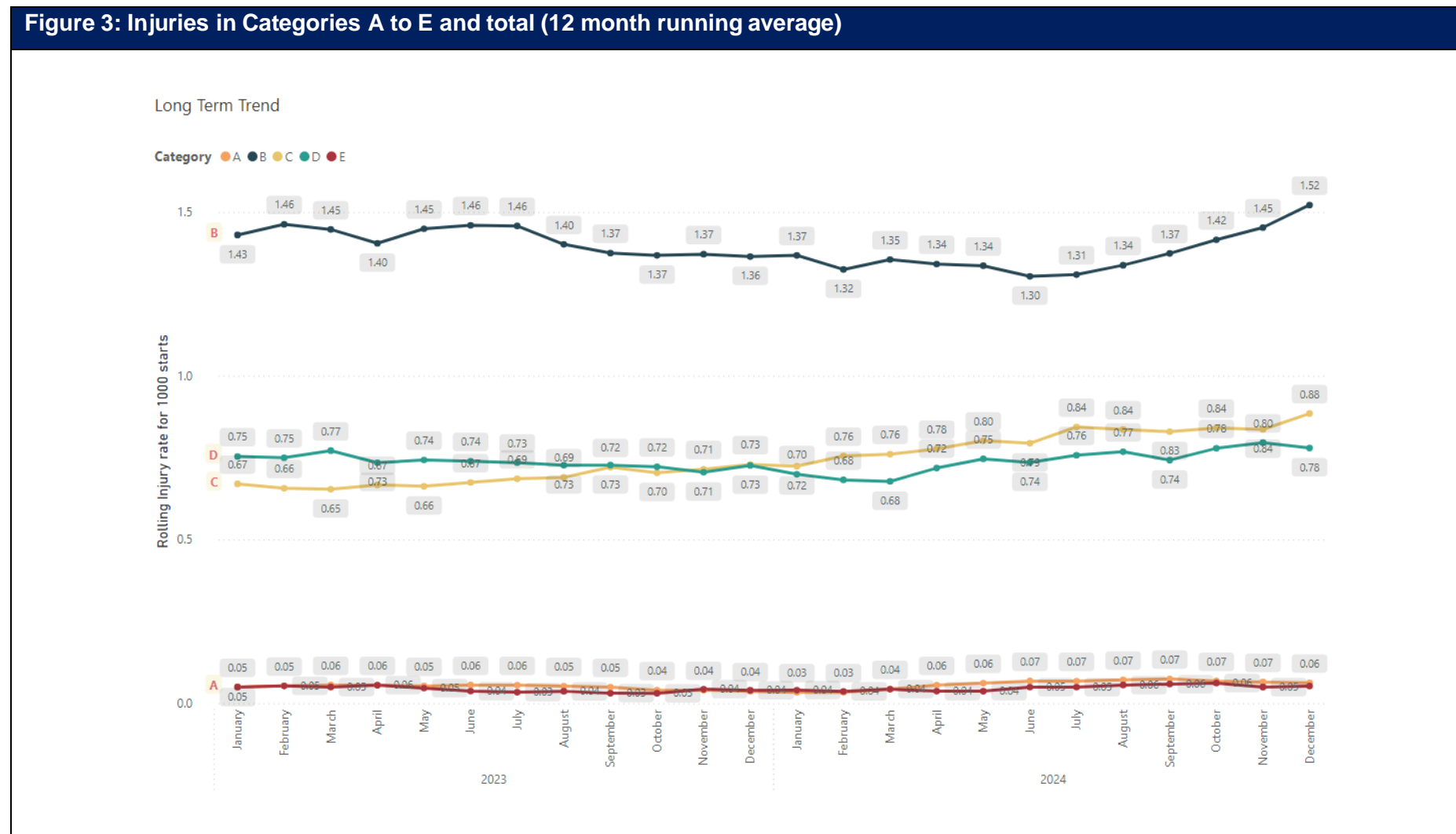


**Table 2: This quarter compared to the same quarter in previous years**

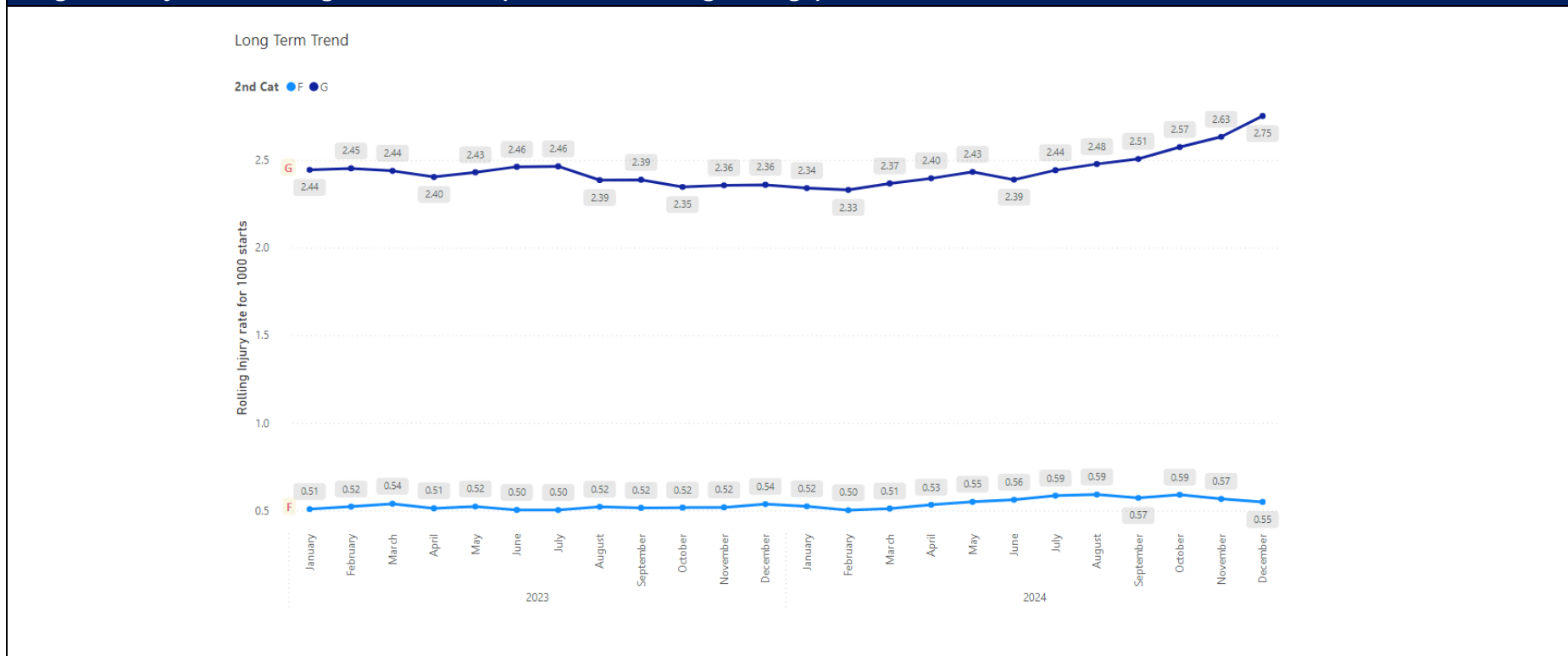
Injury type	This quarter compared to the same quarter in previous years
Category A	Lowest on record, 0 injuries for Oct- Dec period
Category B	Shows a significant increase in current quarter (17.8) compared to the same quarter last year (12.03)
Category C	Shows an increasing trend since 2022
Category D	Except for the drastic decrease in 2022 injury rate seems to be relatively stable with a peak of 9.5 in the current quarter
Category E	Dropped to 0.37 compared to 0.6 in last year
Total	Total values have peaked in Oct-Dec 24 with 37.2 injuries per 1000 starts compared to last quarter 32.1
Category F	Shows a slight drop compared to the same quarter last year from 6.3 to 5.4
Category G	Shows a significant jump from 22.2 to 31.8 with the increase of B, C and D categories

## Long Term Trend

To control the seasonal variations, long term injury data are presented as 12 month rolling average.



**Figure 4: Injuries in Categories F and G (12 month running average)**



**Table 3: Long term trends (based on 12 months rolling average)**

Category B	Shows an increasing trend since June 2024
Category D & C	Maintains a stable rate with slight fluctuation over the period
Category A & E	Maintains lowest stable rate
Category F	Maintains low rate around 0.5 without any significant fluctuations
Category G	Shows an increasing trend since mid-2024

## Race Injury Review Panel Analysis

There are many causes of injuries in racing greyhounds and the relative importance and interactions of causative factors vary. Causative factors can be divided into:

1. **Greyhound factors:** genetics, nutrition, physical growth and development, fitness, race preparation, racing form and previous injury history.
2. **Track factors:** design and surface characteristics; environmental influences.
3. **Race factors:** race distance, race incidents (collisions) and number of greyhounds in a race.

Greyhound Racing South Australia have formulated a Racing welfare group to assess factors that may have contributed to each injury in category D & E and where possible attributes it to greyhound, track, or race factors. Over time, the data collected will assist in informing prevention strategies and regulatory steps aimed at minimizing the incidence of racing injuries.

Once in place, Table 5 will summarize the results of Group deliberations and data for this quarter. In some instances, more than one factor may contribute to an injury, such as track and race factors. Where insufficient evidence is available (such as in trials or races where no video footage is available) the possible contributions to the injury are not considered by the Group, but those greyhounds may be included in counts of the gender, age, distance, location, and race history of injured greyhounds.

<b>Table 5: Review of Category E and F injuries this quarter</b>			
	<b>Category E</b>	<b>Category F minus Category E</b>	<b>Category F</b>
<b>Race Injury Review Panel assessment of contributing factors to injuries*</b>			
Greyhound factors	2	22	24
Race Factors	1	16	17
Track Factors		1	1
Factors not assessed		2	2
<b>Gender of injured greyhound</b>			
Female	1	17	18
Male	2	24	26
<b>Age of injured greyhound to nearest 6 months</b>			
1.5 years	-	-	-
2 years	-	2	2
2.5 years	-	6	6
3 years	3	13	16
3.5 years	-	6	6
4 years	-	7	7
4.5 years	-	3	3
> 5 years	-	4	4
<b>Distance of race in which greyhound was injured</b>			
Under 300m	-	-	-
300-399m	1	19	20

400-499m	1	13	14
500-600m	1	8	9
Over 600m	-	1	1
<b>Location on track at which injury appears to have occurred</b>			
Soon after start		2	2
Straight	1	22	23
Turn	1	13	14
Finish on Lure		1	1
Catching pen		1	1
Other	1	2	3
<b>Race history of injured greyhounds</b>			
Average, and range of starts, in last 30 days	25,0-25	37.5,6-80	36.6,4,0-80
Average, and range of starts, in last 60 days	39.5,0-54	39.23, 9-86	39.26, 9-86
Average, and range, of career starts	28, 5-54	44.41, 4-110	43.3, 4-110

## Appendices

### Table 1: Classification of injuries

New classification name and definition starting 2022	Equivalent in pre- 2022 classification
<p><b>Category A</b> Race injuries, where the injury occurred on track in a race and identified post-race by the On-Track Veterinarian after a post-race veterinary examination, given no stand down period by the officiating veterinarian, which are typically incidental findings such as skin abrasions and are expected to not need any additional time off prior to racing. It excludes greyhounds examined and found not to be injured (No apparent injury / No anomaly detected)</p>	<p><b>Minor 1</b> (Injury so minor that no stand down period required)</p>
<p><b>Category B</b> Race injuries, where the injury occurred on track in a race and identified post-race by the On-Track Veterinarian after a post-race veterinary examination, given a stand down period of 3-10 days by the officiating veterinarian, which are typically mild muscle soreness, or other minor injuries that are generally expected to recover within a short time period prior to being able to race again</p>	<p><b>Minor</b> also called Minor 2 prior to 2020 (1-10 day stand down) No post-race 1-2 day stand downs have been issued by GWIC.</p>
<p><b>Category C</b> Race injuries, where the injury occurred on track in a race and identified post-race by the On-Track Veterinarian after a post-race veterinary examination, given a stand down period of 11-27 days by the officiating veterinarian, which are typically lacerations, joint sprains, or muscle injuries (Grade 2), or other forms of soreness and are generally expected to recover within that time period prior to being able to race again</p>	<p><b>Medium</b> (14-21 day stand down)</p>

<p><b>Category D</b> Race injuries, where the injury occurred on track in a race and identified post-race by the On-Track Veterinarian after a post-race veterinary examination, given a stand down period 28-90 days by the officiating veterinarian, which are typically more significant muscle tears, bone fractures or other injuries that require a greater amount of treatment and recovery. These injuries may or may not race again depending on severity, prognosis and treatment</p>	<p><b>Major 1</b> (28-42 day stand down) <b>and Major 2</b> (43-90 day stand down)</p>
<p><b>Category E</b> Any greyhound that died during a race or was euthanized by the officiating veterinarian due to the catastrophic nature of the injury sustained. Note: this will include a small number of medical conditions</p>	<p><b>Catastrophic</b> (euthanasia and sudden death)</p>
<p><b>Category F</b> Includes all Category E incidents as well as those within Category D that are deemed to be of a particular serious nature. The following are included:</p> <ol style="list-style-type: none"> <li>1. death or euthanasia on-track;</li> <li>2. any skull or spine fracture or paralysis (partial or complete);</li> <li>3. any long bone fracture (i.e. humerus, radius/ulna, femur or tibia);</li> <li>4. a hock fracture/dislocation where the stand-down period is 60 or 90 days;</li> <li>5. any other fracture where the stand-down period is 60 or 90 days;</li> <li>6. any other joint injury where the stand-down period is 60 or 90 days;</li> <li>7. a skin injury where the stand-down period is 60 or 90 days;</li> <li>8. a soft tissue injury (including muscle injury) where the stand-down period is greater than 90 days.</li> </ol>	<p><b>Catastrophic and Major 2</b> (43 - 90 day stand down including long bone fractures; severe spinal, pelvic or skull injuries; major fracture dislocations, Achilles tendon ruptures)</p>
<p><b>Category G</b> Includes any injury in Categories A to C and those in Category D that do not fit the definition of a Serious injury (i.e. Category F)</p>	<p><b>Minor 1, Minor (Minor 2), Medium and Major 1</b></p>
<p><b>Post-race Veterinary Examination</b> An examination performed by the officiating veterinarian after an event to determine the presence or absence of an injury / condition, that may result in a stand-down period being issued for the greyhound.</p>	<p><b>Post-race Veterinary Examination</b></p>